

**Silver State Brigade**  
**Cadet and Junior Leader of the Semester and Year Board**  
**Study Guide**

(12 September 2018)

**General Junior ROTC Knowledge**

1. Name the congressional act that launched the JROTC program.

Answer: The National Defense Act of 1916

2. What year was Public Law 88-647, known as the Reserve Officer Training Corps Vitalization Act passed? This Act directed the secretaries of each branch of the service to establish and maintain Junior ROTC units.

Answer: 1964.

3. What do the letters JROTC stand for?

Answer: Junior Reserve Officers Training Corps.

4. What is the mission of JROTC?

Answer: "To motivate young people to be better citizens".

5. What is the title of the instructor who is in charge of a school's JROTC unit?

Answer: Army = Senior Army Instructor

Navy = Senior Naval Science Instructor

Air Force = Senior Aerospace Science Instructor

6. What uniform is worn to the Military Ball and/or other formal type function?

Answer: Army = Class A (Army Blue)

Navy = Service Dress Blues

Air Force = Service Dress

7. What is the minimum cadet enrollment required for a school to have a JROTC program?

Answer: At least 100 cadets or 10% of the student body, whichever is less.

8. In what year was Public Law 93-165 passed allowing females to be counted towards the enrollment requirement for JROTC?

Answer: 1973.

9. What does the acronym NCO stand for?

Answer: Non-commissioned Officer.

10. The "position of honor" where the senior ranking individual always sits or walks is where?

Answer: On the right.

## **Leadership**

1. Define leadership.

Answer: The ability to influence others in order to reach a goal.

2. Define teamwork.

Answer: The cooperative effort on the part of a number of people working together to achieve a goal.

3. Define "Integrity" as a leadership trait.

Answer: Integrity is the quality or state of being of sound moral principle; uprightness, honesty, and sincerity.

4. Define "Loyalty" as a leadership trait.

Answer: Loyalty is faithfulness or allegiance to superiors, peers, and subordinates.

5. Define "Decisiveness" as a leadership trait.

Answer: Decisiveness is a willingness to act.

6. Define "Selflessness" or "Unselfishness" as a leadership trait.

Answer: Selflessness or unselfishness is the ability to sacrifice personal needs and wants for a greater cause.

7. Define "Delegation"

Answer: Delegation is assigning responsibility and authority to someone in order to complete a clearly defined task while you retain ultimate responsibility for its success.

8. Define "Authority"

Answer: Authority is often used interchangeably with power. The power most often comes from the duties and responsibilities delegated to a position holder in a bureaucratic structure.

9. Define "Power".

Answer: The possession of authority, control, or influence by which a person influences the actions of others, either by direct authority or by some other, more intangible means.

### **Drill and Ceremonies**

1. What are the two parts of a command?

Answer: The preparatory command and the command of execution.

2. What foot do you call "To the Rear, March" or "Rear, March" on?

Answer: Army-The right foot.  
Navy-Left Foot

3. On which foot can you give the command "Halt" on?

Answer: Either.

4. What is normal cadence?

Answer: Army & Navy = 120 steps per minute.  
Air Force = 100 steps per minute.

5. How many inches are there in a normal step in marching?

Answer: Army & Navy = 30 inches.  
Air Force = 24 inches.

6. At what position are you allowed to speak while in formation?

Answer: At the position of "Rest".

7. What command gets all the cadets to salute?

Answer: The command of "Present Arms".

8. What is the rate of march for "Quick Time"?

Answer: Army & Navy = 120 steps per minute.  
Air Force = 100 to 120 steps per minute.

9. What is the rate of march for "Double Time"?

Answer: 180 steps per minute.

10. What command(s) can be given from the position of "Parade, Rest"?

Answer: Navy & Air Force = "Attention".  
Army = "Attention", "Stand At Ease", "At Ease", or "Rest".

11. On what foot is the command of "Counter Column" given when marching?

Answer: The left foot

## **First Aid & Health**

1. What is First Aid?

Answer: Immediate temporary care given to an injured or ill person until he or she can get professional help.

2. What do the letters CPR stand for and what is it used for?

Answer: Cardiopulmonary Resuscitation is a first aid procedure that combines rescue breaths with chest compressions to restore breathing and circulation.

3. Describe "Shock".

Answer: "Shock" is a life-threatening condition in which the circulatory system fails to deliver enough blood to vital tissues and organs.

4. What is the "Heimlich Maneuver" (abdominal thrusts) used for?

Answer: To clear a blocked airway.

5. Describe what is meant by "universal precautions".

Answer: "Universal precautions" are actions taken to prevent the spread of disease by treating all blood as if it were contaminated.

6. Name two of the six types of nutrients.

Answer: Carbohydrates, Proteins, Fats, Vitamins, Minerals, and Water.

7. What are the three types of bleeding?

Answer: Capillary, Venous, and Arterial

8. What are the four-lifesaving steps?

Answer: 1. Clear the airway and restore breathing  
2. Stop the Bleeding  
3. Treat and dress the wounds to prevent infection  
4. Prevent Shock

9. What is the ratio of chest compressions to rescue breaths when performing adult CPR?

Answer: 30 compressions to two breaths

### **Chain of Command**

1. What elected federal government office does the "Commander-In-Chief" of our armed forces occupy.

Answer: The Office of the President of the United States.

2. Who is the Secretary of Defense?

Answer: The Honorable James N. Mattis.

3. Who is the (ask specific service appropriate) Army Chief of Staff, or Chief of Naval Operations, or Air Force Chief of Staff?

Answer: Navy = Admiral John Richardson  
Army = General Mark A. Miley  
Air Force = General David L. Goldfein

4. Who is the Chairman of the Joint Chiefs of Staff?

Answer: General Joseph F. Dunford Jr.

5. What are the three branches of the federal government?

Answer: Executive, legislative, and judicial.

6. Is the Chief of the National Guard Bureau a member of the Joint Chiefs of Staff?

Answer: Yes.

7. What are the three branches of the United States military and what is their order of formation?

Answer: United States Army, United States Navy, and United States Air Force.

8. What branch of the United States military is the United States Marine Corps actually a part of?

Answer: The United States Navy.

9. Who is the Commander in Chief of the Military?

Answer: President Donald J. Trump

### **Military Customs and Courtesies**

1. Who wrote the "Star-Spangled Banner"?

Answer: Francis Scott Key.

2. What do the 13 stripes on the United States flag represent?

Answer: The 13 original colonies.

3. Explain the "position of honor."

Answer: A military courtesy of keeping people of senior rank or status to your right while walking or sitting.

4. The signal for the start of the official duty day is called what?

Answer: Reveille.

5. When may the United States Flag be flown at night?

Answer: When it is properly lit.

6. When may the United States Flag be flown upside down?

Answer: In times of distress.

7. When does a cadet end their salute to a superior?

Answer: When the salute is acknowledged.

8. What do the colors on the United States Flag represent?

Answer: Blue = vigilance, perseverance, and justice.  
Red = hardiness and valor.  
White = purity and innocence.

9. When is it appropriate to call a room to attention?

Answer: When an officer enters the office for the first time each day.

10. How many stripes were on the United States Flag that flew at Fort McHenry at the time Francis Scott Key wrote our National Anthem and what did each stripe represent?

Answer: Fifteen, and each stripe represented one of the fifteen colonies.

11. Describe the position of Honor while walking with a superior.

Answer: The subordinate should walk on the left side and one-step to the rear of a superior.

12. What is the proper place of Honor while walking?

Answer: When walking, a junior officer does not precede a senior officer. The lower ranking member should give the superior walking room, allowing the senior officer to stay on the right. The junior officer should stay in step with the senior officer.

13. What is the proper place of Honor while riding in a Military Vehicle?

Answer: When officers of varied grades ride in a staff car or similar military vehicle, the senior officer sits in the right rear position.

### **United States Military History and Civics**

1. Who were our primary antagonists during World War I?

Answer: Germany, Austria, and Hungary?

2. Who were our primary antagonists during World War II?

Answer: Germany, Italy, and Japan.

3. What happened on December 7<sup>th</sup>, 1941 in Hawaii?

Answer: The Japanese attacked Pearl Harbor.

4. Who was the Commander of the Revolutionary Army?

Answer: General George Washington.

5. What war accounted for the most American deaths?

Answer: The Civil War of the United States.

6. What war did we fight in during the 1960's and 1970's?

Answer: The Vietnam War.

7. What country did the United States and its' allies fight in the 1<sup>st</sup> Gulf War?

Answer: Iraq.

8. What are the first 10 Amendments of the United States Constitution known as?

Answer: The Bill of Rights.

9. Which amendment guarantees the "Freedom of Speech"?

Answer: The First Amendment.

10. At what age is a United States Citizen first allowed to vote?

Answer: At 18 years of age.

11. Which amendment guarantees the "Right to Bear Arms"?

Answer: The Second Amendment.

12. Which amendment is the only amendment to override another amendment?

Answer: The 21<sup>st</sup> Amendment (overrode the 18<sup>th</sup> Amendment that dealt with prohibition).

13. What are the two ways individuals may become American citizens?

Answer: By being born or naturalized in the United States.

14. Define "Naturalization" as it applies to becoming an American citizen?

Answer: The legal process by which foreigners can choose to become American citizens.



15. Who was the Prussian officer credited with turning the continental Army around during the Revolutionary War?

Answer: Frederick Von Stueben

16. The "Star Spangled Banner" was written during the British bombardment of what military installation?

Answer: Fort McHenry






17. What military branch of service is the senior service?









Answer: Army

18. What department does the US Coast Guard come under?


Answer: Department of Homeland Security

## **Navy JROTC Ranks and Rates**


RATE	ABBREVIATION	INSIGNIA	DESCRIPTION
CADET ENSIGN	C / ENS		1 GOLD BAR
CADET LIEUTENANT JUNIOR GRADE	C / LTJG		2 GOLD BARS
CADET LIEUTENANT	C / LT		3 GOLD BARS
CADET LIEUTENANT COMMANDER	C / LCDR		4 GOLD BARS
CADET COMMANDER	C / CDR		5 GOLD BARS

RATE	ABBREVIATION	INSIGNIA	DESCRIPTION
CADET SEAMAN RECRUIT	C / SR	N/A	THERE IS NO COLLAR DEVICE FOR THIS RATE
CADET SEAMAN APPRENTICE	C / SA		2 SILVER DIAGONAL STRIPES
CADET SEAMAN	C / SN		3 SILVER DIAGONAL STRIPES
CADET PETTY OFFICER THIRD CLASS	C / PO3		PERCHED EAGLE OVER ONE CHEVRON
CADET PETTY OFFICER SECOND CLASS	C / PO2		PERCHED EAGLE OVER TWO CHEVRONS
CADET PETTY OFFICER FIRST CLASS	C / PO1		PERCHED EAGLE OVER THREE CHEVRONS
CADET CHIEF PETTY OFFICER	C / CPO		EAGLE PERCHED ON A FOULED ANCHOR
CADET SENIOR CHIEF PETTY OFFICER	C / SCPO		EAGLE AND ONE STAR PERCHED ON A FOULED ANCHOR
CADET MASTER CHIEF PETTY OFFICER	C / MCPO		EAGLE AND TWO STARS PERCHED ON A FOULED ANCHOR


## Army JROTC Ranks



CADET  
COLONEL



CADET  
LIEUTENANT  
COLONEL



CADET  
MAJOR



CADET  
CAPTAIN



CADET  
FIRST  
LIEUTENANT



CADET  
SECOND  
LIEUTENANT

INSIGNIA OF GRADE FOR  
CADET ENLISTED PERSONNEL



CADET COMMAND  
SERGEANT MAJOR



CADET  
SERGEANT MAJOR



CADET FIRST  
SERGEANT



CADET MASTER  
SERGEANT



CADET SERGEANT  
FIRST CLASS



CADET STAFF  
SERGEANT



CADET  
SERGEANT



CADET  
CORPORAL



CADET PRIVATE  
FIRST CLASS



CADET  
PRIVATE

# AIR FORCE JUNIOR ROTC INSIGNIA

## CADET OFFICER RANK



SECOND  
LIEUTENANT



FIRST  
LIEUTENANT



CAPTAIN



MAJOR

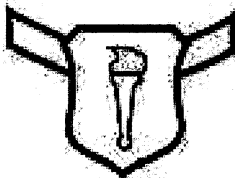


LIEUTENANT  
COLONEL




COLONEL


## CADET AIRMAN RANK




AIRMAN




AIRMAN  
FIRST CLASS



SENIOR  
AIRMAN




STAFF  
SERGEANT



TECHNICAL  
SERGEANT




(OLD)

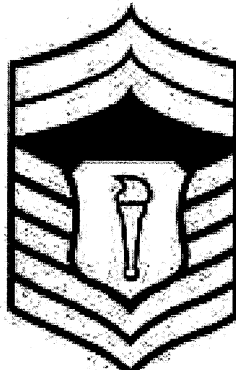


(NEW)

MASTER  
SERGEANT

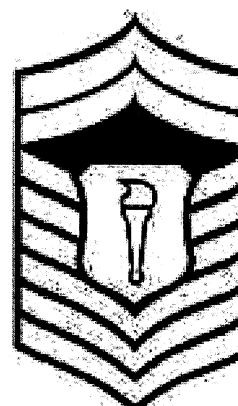


(OLD)

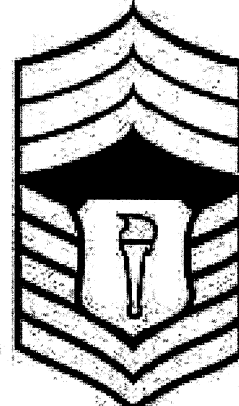


(NEW)

SENIOR  
MASTER  
SERGEANT



(OLD)



(NEW)

CHIEF  
MASTER  
SERGEANT

# Board Tips

**IMPORTANT:** Be at board site at least 30 minutes prior to start of board.

This handout is designed to provide tips on preparing for, and appearing before any JROTC board. If you study this sheet and implement these tips, you will do well. Don't be intimidated by the length of this study guide and neglect to read all of it. All of the information is important and you must be dedicated in order to win a board.

## **BOARD PROCESS**

This section will show you how a board takes place.

### **I. Phase 1: Entering**

- a. Knock on the door and wait until the board president directs "enter".
- b. When you hear the board president say "enter," open the door, enter the room, and hold the door *to keep it from slamming*.
- c. Do an about face and MARCH, taking the *most direct route*, to the chair located in the center of the room.
- d. Stand at *attention* in front of the chair, face the president of the board (the one who's right in front of the chair), *salute*, and **in a normal tone of voice, report** saying:

"Cadet (your rank/name/school) reporting for the (Cadet or Jr. Leader) of the Semester Board. (Proper military courtesy)."

- e. After you report, the president of the board will return your salute at which time you will drop your salute and await further instructions. The board president will give you several facing movements which you will execute. The facing movements give the board members the opportunity to evaluate your appearance.
- f. Once the facing movements are complete, the board president will say, "Please take your seat" or "You may be seated", you sit down. Don't pull the chair towards you when you sit. Male Cadets sit with their feet flat on the floor and legs slightly apart. Female cadets may sit with their feet flat on the floor and knees together or they may cross their legs at the ankles. Sit all the way back in the chair. Don't fidget.
- g. The board president will have each board member introduce themselves. You should maintain eye contact with each board member during the interdiction.
- h. After the interdictions, questioning will begin.

## II. Phase 2: Answering Questions

- a. If the board member is wearing officer rank you will refer to him/her as sir/ma'am. If he/she has stripes, then you call him/her by the proper rank.
- b. Always use proper military courtesy and restate the question before you answer it.

For example, a board member may ask "Who is your Company First Sergeant?" You will answer: "Sir, my Company First Sergeant is First Sergeant Johnson."

- c. Remember to maintain eye contact while you are answering a question. Don't let your eyes wonder.
- d. If you don't know the answer to a question say:

"(Proper military courtesy), I do not know the answer to your question at this time."

## III. Phase 3: End of the Board

- a. When the board members are finished asking you questions, the president of the board will state, "This concludes this portion of the board, do you have any questions or comments for the board?" If you need to get back to them about a previous question, do so now. If you do not, simply respond, "Yes, (proper military courtesy), I would like to thank you and the board members for taking the time to interview me this afternoon." You may say anything you want, however ensure your comments are professional.
- b. Once you have made your remarks, the president will stand, that is your cue to stand and salute. Wait until the president of the board drops his/her salute before you drop yours.
- c. Execute a facing movement towards the door and *MARCH*, taking the most direct route to the door. Open the door, exit, and *hold the door upon exiting to keep it from slamming*.

### THINGS TO REMEMBER

- ✓ Smile, try to relax, and enjoy the experience.
- ✓ Be confident but not cocky. Bearing is a major part of any board.
- ✓ Good posture. Sit up straight and don't fidget.
- ✓ Speak well. No "ums" or "uhs".
- ✓ Get and maintain eye contact with the person you are addressing.
- ✓ Maintain your military bearing. Address board members by their rank.
- ✓ Practice in front of a mirror or other people. It builds confidence.
- ✓ Review your Cadet and Junior Leader of the Semester-Year Board Study Guide